



JP Series

7" Touchscreen Video Intercom with Room-to-Room Communication



Combine entry security and internal communication into one reliable system

Touchscreen Simplicity

Know exactly who is at the door, even from across the room. The 7" touchscreen displays clear images from the door station. The intuitive interface replaces traditional button designs for easy operation and simplicity.



Choose Your Preferred Communication Style



HANDS-FREE FOR CONVENIENCE

Simply touch the screen and easily communicate with visitors using the built-in microphone and speaker.

Popular Applications: Offices, Homes



HANDSET FOR PRIVACY


Pick up the handset at any time during conversation. Perfect for noisy environments.

Popular Applications: Hospitals, Schools

Simple Wiring

Between door and master station:

- Standard 2-conductor cable, like doorbell wire
- For distances under 165', green and blue pair from a CAT-5e/6 cable



Between inside stations:

- CAT 5e/6 cable (homerun or daisy-chained)

Record Who Visited

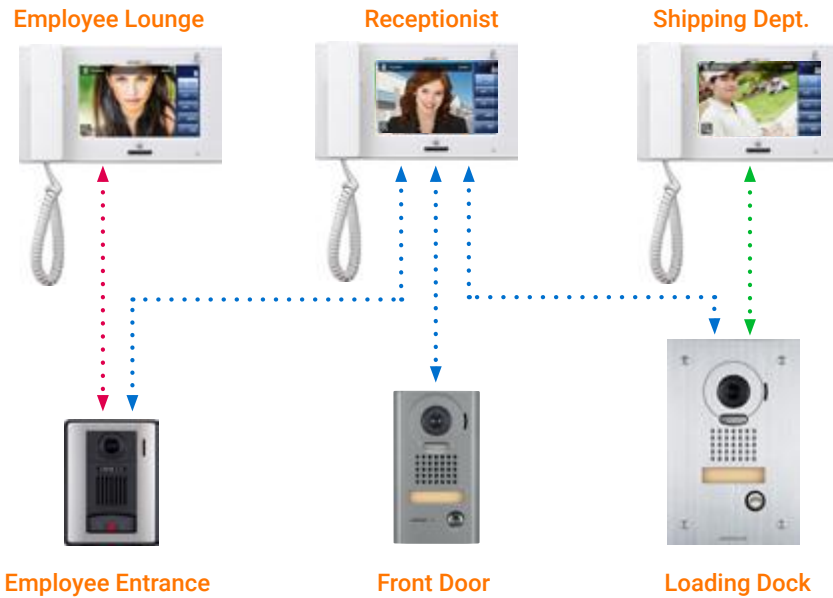
- The JP Series automatically takes pictures of visitors
- Transfer images or save directly to a removable SD/SDHC card*
- Easily view recorded SD/SDHC card images on a computer or other compatible device



**SD and SDHC cards not supplied by Aiphone*

Partitioning Creates More Application Opportunities

- Control interaction and authority between stations
- Designate exclusive master station(s) to communicate with, and unlock a specific door or set of doors
- Password protect to prevent unauthorized changes



JP Series Applications



Offices

Conveniently and safely identify visitors from inside. Place multiple stations around the office to ensure every visitor is attended to in a timely manner. Connect CCTV cameras to the system for surveillance of additional locations.



Schools

Lock school entrances to maintain security. Identify visitors, and unlock doors safely and conveniently from the main office or from the principal's desk.



Homes

Install JP Series door stations in children's rooms to monitor infants. As the child grows, stations can be used to communicate with parents. Door stations can also be installed in areas to monitor live-in seniors and special needs individuals.

Internal Communication

Easily communicate between stations. Simultaneously make an announcement to all inside stations or select a single station to call.



Monitor Door Stations


- See and hear activity on all inside stations
- View video from door stations, or CCTV cameras with the optional adaptor
- Monitor for 30 secs., 60 secs., 120 secs., or continuously 24/7

Easily Identify Visitors



Start with a Box Set

(each set includes a door, master, and a power supply)



JP-4AED
JP-4MED, JP-DA,
PS-2420UL



JP-4AEDV
JP-4MED, JP-DV,
PS-2420UL



JP-4AEDF
JP-4MED, JP-DVF,
PS-2420UL

Add More Inside Stations

(up to 7 JP-4HD stations)



CAT-5e/6
wire

JP-4HD

Video Sub Master Station

- 7" Touchscreen LCD
- Hands-free communication with handset for privacy
- Homerun or daisy-chain with CAT-5e/6

JP-8Z

Distribution Adaptor for Sub Master Stations

- Required only when using homerun wiring method (see below)

Add More Door Stations

(up to 4 TOTAL per system)



JP-DA

Video Door Station

- PTZ camera
- Plastic cover
- Surface mount



JP-DV

Video Door Station

- PTZ camera
- Zinc die cast
- Surface mount
- Vandal resistant



JP-DVF

Video Door Station

- PTZ camera
- Stainless steel
- Flush mount, (back box included)
- Vandal resistant



GT-D

Audio Door Station

- Plastic cover
- Surface mount



JPW-BA

Long Distance/CCTV Camera Adaptor

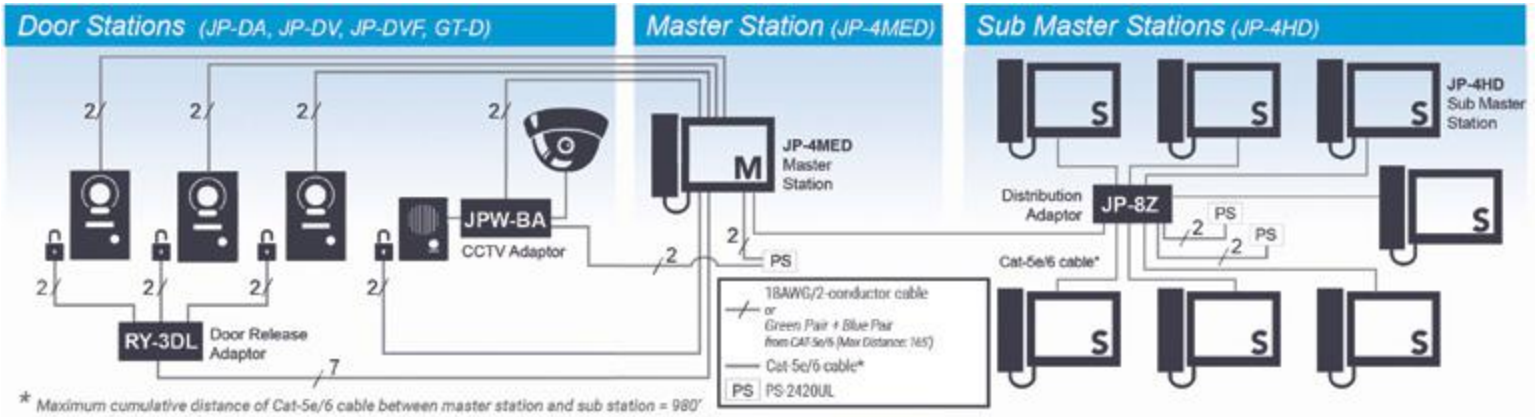


Diagram is for illustrative purposes only. System wiring may vary by installation. Refer to instructions for actual installation directions.

Specifications

- Power Source** 24V DC – use PS-2420UL
- Communication** Hands-free (VOX) or handset (full-duplex)
- Video Display** 7" LCD touchscreen
- Picture Memory** Internal / Built-In: record max. 20 calls (6 images per call) with up to 5 calls protected from overwriting SD / SDHC card: record max. 1,000 calls (40 images per call) with up to 100 calls protected from overwriting

- Camera Type** 1/4" color CMS View Area: 100° vert. x 170° horiz.
- Door Release** Two N/O dry contacts, 24V AC/DC, 500mA (1 door use RY-24L, 2 or 3 doors use RY-3DL, 4 doors use RY-3DL + RY-24L)
- Wire Type** Door Station to Master Station: 2-cond., mid cap, solid, non-shielded – use Aiphone #871802. Power Supply to Master Station: 2-cond., mid cap, solid, non-shielded – use Aiphone #871802. JPW-BA : 2-cond., mid cap, solid, non-shielded – use Aiphone #871802. Master Station to Adaptor: CAT-5e or CAT-6. Adaptor to Sub Master Station: CAT-5e or CAT-6

- Distance** Door Station to Master Station: 330'(18AWG) 165' (CAT-5e/6)
Total Cumulative between Master/Sub Master Stations: 980' (CAT-5e/6)
Master Station to Distribution Adaptor: 650'
Door Station to Long Distance/CCTV Adaptor: 650'
Long Distance/CCTV Adaptor to Master Station: 330'
Distribution Adaptor to each Sub Master Station: 165'
Power Supply to Master Station: 16'(22AWG) 33'(18AWG)
Power Supply to Distribution Adaptor: 16'(22AWG) 33'(18AWG)



Aiphone Corporation HEADQUARTERS
6670 185th Ave NE
Redmond, WA 98052

Aiphone Corp. East REMOTE OFFICE
535 Route 38 East
Suite 340
Cherry Hill, NJ 08002

Aiphone Corp. Canada REMOTE OFFICE
400 St. Martin West Blvd.
Suite 200
Laval, QC H7M 3Y8

SECURITY COMMUNICATION SOLUTIONS

aiphone.com

Customer Service & Technical Support (800) 692-0200 5:00am to 4:30pm Pacific Time

#91275 | JP Series Brochure | 11/2018

©2018. All Rights Reserved. Printed in USA
The information in this brochure is subject to change without notice.