




Electrical Solutions Guide

Your complete guide to electrical and energy management in the home

Life Is On



by **Schneider** Electric



Your home is something special.
Like you and your family,
it's one of a kind.


Bring your home to life

PDL by Schneider Electric products and solutions are designed to suit every lifestyle. Bringing life to your home, we make living easier, safer and more comfortable for you and your family.

Table of contents


02 Match your style

- > Switch & socket selection



14 Latest solutions and ideas for your home

- > Innovations to simplify your life



16 Your energy efficiency options

- > Simple products to save energy



18 Your safe home

- > Protect the home



21 Get smart

- > Simple smart products
- > Smart home control systems



28 Planning for your home

- > Tools to make it happen
- > Room by room hints
- > Checklist





02 Match your style






We offer styles and finishes so you can accessorise with your home's decor


There are now so many more switch
colours and styles to select from.

The choice is yours.



ELECTRICAL PRODUCT SELECTION

PRODUCT	SWITCH & SOCKET	COLOUR OPTION	
<div>Saturn</div> <div>Elegant glass look</div>		<input type="radio"/> Ocean Mist	<input type="radio"/> Pure White
<div>Saturn Horizon</div> <div>Sophisticated textures</div>		<input type="radio"/> Horizon Silver	<input type="radio"/> Horizon Black
<div>Saturn Zen™</div> <div>The beauty of simplicity</div> <div></div>		<input type="radio"/> Matt White	<input type="radio"/> Matt Black
<div>Strato 800 Series™</div> <div>Contemporary style</div>		<input type="radio"/> White <input type="radio"/> Black	<input type="radio"/> Brushed Aluminium ↳ Black surround ↳ White surround
		Base module colour options	
		<input type="radio"/> White	<input type="radio"/> Black

PRODUCT	SWITCH AND SOCKET	COLOUR OPTION
Modena 800 Series™ European curves		<div><div><input type="radio"/> White</div><div><input type="radio"/> Black</div><div><input type="radio"/> Charcoal</div><div><input type="radio"/> Blue</div><div><input type="radio"/> Chrome</div></div> <div><div><input type="radio"/> Red</div><div><input type="radio"/> Champagne</div><div><input type="radio"/> Gunmetal</div><div><input type="radio"/> Platinum</div></div>

Base module colour options

☐ White

☐ Black

New
range

MATCH YOUR STYLE



Saturn

Elegant glass look



Pure White



Ocean Mist




New USB charging with double powerpoint

Colour options

- ☐ Ocean Mist
- ☐ Pure White

Resene colour tip



Considering this colour palette for your home? Then you will probably love Saturn in Ocean Mist.



Saturn Horizon
Sophisticated textures



Quad power outlet



New double powerpoint with USB outlet

Horizon Silver

Horizon Black



Colour options

- Horizon Silver
- Horizon Black

Kitchen tip



Get cooking with no restrictions. Install a quad power outlet so you can use multiple appliances at once.

MATCH YOUR STYLE



Saturn Zen™
The beauty of simplicity



Colour options

- Matt White
- Matt Black

PDL home tip



Acting as both a charger and a shelf, a Saturn Zen smart shelf is perfect by your bed for easy access to your electronic devices, even while they are charging.



Strato 800 Series™
Contemporary style



IMPRESS push-button
Brushed Aluminium
↳ Black surround



New – USB charging



Colour options

- White
- Black
- Brushed Aluminium
- ↳ Black surround
- ↳ White surround

Base module colour options

- White
- Black



MATCH YOUR STYLE



Modena 800 Series™
European curves



IMPRESS
push-button



Platinum
10

Charcoal

Blue

Champagne

Gunmetal

Chrome

Red

Colour options

- ☐ White
- ☒ Black
- ☐ Charcoal
- ☐ Blue
- ☐ Chrome
- ☐ Red
- ☐ Champagne
- ☐ Gunmetal
- ☐ Platinum

Base module
colour options



- ☐ White
- ☒ Black



Metal Plate Series

Sleek and stylish metal

Colour options

-  Solid Brass
-  Stainless Steel

Base module colour options

-  White
-  Black



Solid Brass



Stainless Steel

Set the mood



Different light sources can have varying effects on a room's atmosphere. Warm white light creates a soft, relaxed and comfortable atmosphere suitable for bedrooms or living areas. Cool white light is much brighter and bolder, suitable for active areas such as the kitchen or laundry.

MATCH YOUR STYLE



600 Series
Trusted range



White



New – USB charging



Stainless Steel



Brushed Bronze



IMPRESS
push-button
Stainless Steel



Colour options

- White
- Black
- Brushed Bronze
- Stainless Steel

Base module
colour options

- White
- Black

New
range

PDL Iconic™ Range
Clever efficiency

Colour options

- Vivid White
- Cool Grey
- Warm Grey
- Anthracite

Make living easy



Add pictogram icons to your PDL Iconic™ switches to easily identify what each switch turns on.



14 Latest solutions and ideas for your home

We're aware of the need to create technology for a changing world. With ever-increasing stresses on the environment, it's important to harness and use energy in a safe, efficient and sustainable manner.

You'll find a range of ideas and products that have been designed to enrich your life in an environmentally conscious way. Starting here is the perfect way to begin thinking about how the right products can transform your home and help keep your family safe.

Electric vehicle charging – EVlink



Charge your electric vehicle faster and safer with EVlink

With our residential charging station, charge your electric vehicle faster, more reliably with greater safety than with a domestic socket-outlet.

Safe and Efficient

Up to 10 times faster*

Depending on your electric vehicle and your EVlink Wallbox charging power, you can charge up to 10 times faster than a domestic socket outlet.

Simply plug in and charge!

When the light on the front of your wallbox starts blinking, you know your charge has started.

Optimum user protection

Powered by a dedicated branch circuit in your electrical switchboard that has been checked by a qualified electrician, EVlink Wallbox can operate with enhanced reliability, and without disrupting the rest of your home electrical appliances or circuits.

- > Free or controlled access (key lock)
- > With or without attached cable
- > Power range: from 3.7 to 22 kW
- > For single-phase and three-phase networks
- > Water resistant and shockproof
- > Outdoor/indoor installation
- > Wall mounted

* Based on 22 kW Wallbox version. With a 7.4 kW rating, you can charge up to 3 times faster

PDL Iconic™ Range. Next generation platform.



Modern, elegant design **infuses wall colour** through **translucent edges** for perfect symmetry **with surrounding wall décor**



Based on a **sleek, clean design** with a slim **matt finish** that **blends in perfectly** with any environment



Internal safety flaps ensure the outlets are perfectly **safe** when closed, allowing the skins (cover plate) to be **changed safely** at any time



ControlLink technology offers **multi-way dimming, switching and timer control**, with app configuration and control from **smart devices**



Iconic is future-ready with **more skin designs** in development providing **regular style and function** updates in the coming years

A new level of defence against electrical fires

Arc Fault Detection Devices

Your home should be a safe haven for you and your loved ones. Technology advances now mean there is a better way to protect your home and family from electrical fire danger and risk. Best of all they are cost effective and easy to have installed. Find out more about Arc Fault Detection Devices on page 20 of this guide.



New product to NZ



Energy efficient & eco-friendly LED Lighting

LED lighting is a great alternative to your standard or halogen lights.

- > **Energy efficient:** uses up to 80% less energy
- > **Cost effective:** long lifespan of up to 30,000 hours
- > **Fast switching:** switch on and off instantly – no fading or flickering
- > **Dimmer compatibility:** greater control over your light levels
- > **Floodlights include a sensor version:** reduced fire risk



Pop-up power outlets

Say goodbye to messy cords and no access to power

Great for kitchen bench tops, our convenient pop-up power outlet's flush, compact design, allows powerpoints to be hidden when not in use.

- > Incorporates a twin auto-switched socket outlet
- > Safe power around the home and office
- > Perfect for kitchens, pantries, offices and workshops



White

Stainless steel

Black



16 Your energy efficiency options

Simple energy-efficient products make it easy!

PDL energy tip

Transform your standard light switch to be auto sensing.

Set and forget – put timers on heated towel rails and fans to keep their usage under control.

- > Monitor and reduce power consumption
- > Make the most of your energy and save money on electrical bills without compromising your lifestyle or the look of your home

Timer switches

Using a timer to turn the towel rail on for two hours per day reduces the consumption rate from having it running continuously.



Potential savings
\$106 per year

Light dimmers

Using a dimmer for just 50% of the time to reduce illumination to half brightness can save you money.



Potential savings
\$53 per year

Indoor sensors

An indoor sensor turns your lights on only when required. Even when triggered throughout the night, you can save by not having them on continuously.



Potential savings
\$204 per year

Sunset switches

Sunset switches control lighting at dusk and automatically adjust to daylight saving and gradual seasonal changes.



Potential savings
\$48 per year

Energy monitors

Monitor your electricity usage on a bench top display; set and track targets.



Monitor your energy use
& save up to
10% of your energy bill

LED lighting

Lighting design meets energy efficiency – LED downlights and floodlights.

For more information visit our website: pdl.co.nz



New product!

Savings examples

All savings are estimates only and are based on an electricity tariff rate of 22c per kilowatt hour. Actual energy and cost savings will depend on individual usage patterns and local conditions.



18 Your safe home

Protect your most valuable assets

Safety tip

Surge protection can be installed to protect your valuable electronic equipment.

Hard wired smoke alarms can be interconnected for extra protection.

Three unique aspects everyone must consider

- People protection
- Equipment protection
- Peace of mind

Refer to colours below to see where they can benefit your home and family.

Safety products range**Arc Fault Detection Device**

The latest technology to protect your home against electrical fires.

For more information visit our website: pdl.co.nz



Smoke alarms
Hard wired –
interconnectable



Waterproof switches
Wet areas



Surge protection
Electronic equipment



Shuttered sockets
Safety barrier for toddlers



In & outdoor sensors
Stairway, hallway, path & driveway safety at night



Emergency lighting
Power outage lighting



Thermal trip sockets
Overheating protection for high use areas



Outdoor ranges
Weather protected



Safety switches
Residual Current Device (RCD)



Safety sockets
RCD – protection against electrocution



Switchboards
Stylish and safe containment of your distribution and protection devices



Circuit protection
A complete range of distribution and protection devices

* Some RCDs are designed for equipment protection



Does your home have the best protection from fire?

Arc Fault Detection Devices – a new level of defence against electrical fires in the home.

Your home should be a safe haven for you and your loved ones. Technology advances now mean there is a better way to protect your home and family from electrical fire danger, with PDL by Schneider Electric's arc fault detection device.



What is an Arc Fault Detection Device (AFDD)?

What does it do?

Our arc fault detection device monitors and protects circuits to lower the electrical fire risk.

Unlike anti-fire systems (smoke detectors, extinguishers) acting after the fire begins, arc fault detectors are designed to trip (like a circuit breaker) before cables or sockets experiencing arcing ignite, reducing the risk of fires caused by an electrical fault.

PDL by Schneider Electric AFDDs also work as a miniature circuit breaker (MCB) so it offers dual functionality, which means it can be used in place of an MCB in your home's switchboard.

Why do I need them for my home?

No other residential circuit protection device, such as circuit breakers or residual current devices can currently detect arc faults.


Arc fault protection has been mandatory in other countries for over 10 years. Adding a PDL by Schneider Electric arc fault detection device to your home's circuit protection, will offer the best available defence from electrical fires caused by arc faults.

The devices can be added to protect the circuits which are most at risk, such as living areas and bedrooms. They are an ideal addition for homes with older wiring, and rental properties.

Ask your electrician about installing PDL by Schneider Electric arc fault detection devices in your home, or visit our website for more information.



A residential switchboard



Enjoy superior comfort,
convenience and energy savings
through the intelligent control of
lighting and electrical devices.

21 Get smart

Streamline your life with a home of the future
– intuitive, automated and connected.



Make your home a Smart Home


Automating your home with smart home technology can be as simple as installing a single motion sensor, dimmer or timer. It could be as advanced as integrating multiple home technologies into an intelligent control system. With control via smart devices, the possibilities are endless.

Choose the level and scale of automation to best suit your lifestyle.



C-Bus Home Control

C-Bus Home Control gives you the options to customise the automation in your home.



Pre-programmed pack

A set option which suits the standard new home, to automate lighting control and electrical devices.



PDL home tip

Create a truly welcoming and safe feel to your home by installing motion sensors in your entrance and garage – switching your interior lights on the minute you get in the door.



Home connectivity

Allow for connections such as data, USB charging, electric vehicle charging and home audio.




It's easier than you think!

Levels of Smart

Choose what you want to control in your home. Whether it's individual control, or a fully integrated system, there's something to suit your lifestyle and budget.

What You Can Control:



Planning your Smart Home

“Smart Home” might sound intimidating but with the right planning and advice, creating the right system for you and your family is easy.

Easily customisable to suit you and your lifestyle, when deciding what to include in your home control system it's important to consider the following:

Budget

Smart homes are scalable to your budget and needs. No matter what level of smart you choose, you'll enjoy the benefits.

Control

The scope of smart home technology is extensive, from basic control to whole home integration. By determining what elements of your home you wish to control, and how, you can decide what level of home automation is right for you.

Layout

Once you've worked out what elements you want to control, it's important to consider in which areas of the home you want to have this control. For instance, if you wish to implement multi-room audio, you will need to decide in which rooms you want it to play.

Functionality

The level of functionality you require will impact the type of networking and connectivity you need in your home.

Structured Cabling

- > Delivers data, video and digital signals throughout your home
- > Suited to new homes or renovations
- > Performance standards guarantee faster, more reliable speed and signal consistency

Possibilities open up...

C-Bus Home Control

Integrate your electrical, multi-media and telecommunications technologies into one single user-friendly solution.

C-Bus Home Control provides seamless control of music, home theatre, lighting, air conditioning, sprinkler systems, curtains and shutters, and security systems.

With home control you can enjoy 24/7 connectivity, comfort and convenience – even when you are away from home.

To discuss a customised home automation solution designed with your needs in mind, contact us or a Schneider Electric C-Bus Approved Installer.

With C-Bus Home Control you can use your smart phone or tablet to monitor that all is well at home. You can even enhance your sense of safety by remote video monitoring of your home via your smart phone or office PC.



Note: schematic for illustration purposes, not indicative of actual layout

Your home automation pre-packed!

PDL by Schneider Electric has developed a pre-programmed pack to suit a new home. The pack is already programmed by an approved installer, so it's ready to be installed in your home by your registered electrician. Now it's easy to add automation to your home.

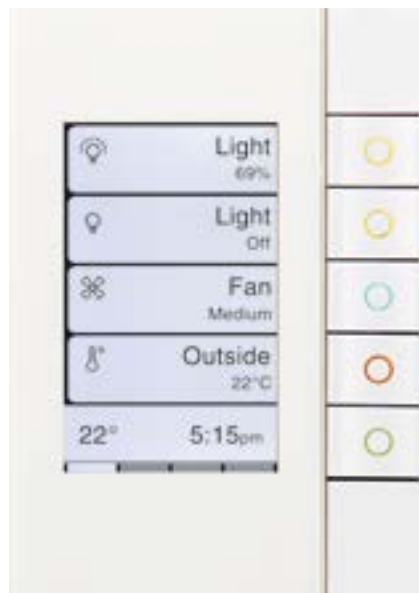


C-Bus pre-programmed pack

The C-Bus pre-programmed pack offers an easy to use lighting control system for your home with set functions already programmed.

With everything you need to control a standard home, the C-Bus pre-programmed pack is the simple solution to automate the lighting in your home's main areas.

The C-Bus pre-programmed pack includes all-on and all-off preset functions, and puts the power in your hands to set your own lighting scenes – party, theatre – the choice is yours!.



eDLT switch

What's included?

Standard Pack:

- > 1 x eDLT – dynamic labelled switch, with up to 4 pages of options, with 4 switches per page, that is 16 options in one plate. This is your central controller.
- > 3 x double switches, 3 x single switches, plus the switchboard controller devices, and cable.
- > Enough to typically control the main living areas, kitchen, hallway, and master bedroom.



3 x double switches

3 x single switches



Bringing your music to life



Bluetooth home audio

StarServe Audio Systems

Bluetooth home audio is a fantastic audio solution that combines the benefits of Bluetooth connectivity and crisp, clear audio anywhere in your home – without blowing your budget

Listen to what you want, where you want

Whether you want audio in the kitchen, bathroom or living room, Bluetooth home audio has the flexibility to let you enjoy music in the favourite areas of your home.

Wireless control, audio at your fingertips

Bluetooth home audio lets you enjoy control from your smartphone, iPod, tablet, or any Bluetooth enabled device. You can also personalise each speaker zone for easy identification and pairing.



4" Speaker

- > Compact yet powerful for smaller areas
- > Features an aluminium grille providing greater resistance for steam and moisture in bathrooms
- > Speakers sold in pairs
- > PIN code for secure access



6.5" Speaker

- > For larger areas
- > Features an aluminium grille providing greater resistance for steam and moisture in bathrooms
- > Speakers sold in pairs
- > 10m range
- > PIN code for secure access



Amplifier

- > If you already have an audio system, but want enjoy the convenience of playing music via you smart device you connect via this Bluetooth amplifier



Your connected home



Stylish connectivity

Convenience is the major factor behind the development of New Zealand's most universal USB charger. We designed a charging module that fits into a multitude of different plate styles and finishes in our PDL range.

We've designed a charger using smart technology that delivers an optimum amount of charge with a minimum amount of current. This delivers extremely low stand-by power when not in use (<0.07W), 5 star energy ratings for energy efficiency, and efficient charging times.

They are perfect for your kitchen & living room, beside the bed, the study or home office.

Simple and organised

Tidy up the cables and connections in each room by installing TV aerial sockets, data sockets, speaker sockets, HDMI sockets or whatever is required neatly behind the entertainment unit, and have the cables behind the wall.

Stylish and convenient

A number of these connectors are required in high traffic and very visual areas, and with that it is possible to select a range to suit your style.

- > USB charging outlets in the living room, kitchen, or beside the bed
- > Audio input modules for connecting MP3 players



Making charging easy

Double powerpoint with USB.

The perfect charger for busy people. Ideal for living areas, bedrooms, kitchens and offices.



28 Planning for your home

- > What to think about
- > How to make it happen



Our free Electrical Selector Tool available on our website pdf.co.nz will guide you through the electrical options to consider for your home. It will email you a customised PDF of your selections which you can pass onto your preferred electrician or building professional.

The checklist in this guide can also step you through your home electrical options, and you can discuss your options with your qualified expert.



Come and see our fully interactive Vision Studio Showrooms in Auckland or Christchurch, and see our range of solutions including home automation in action.

To make an appointment call **0800 568 888**.

Have questions?

Visit our website pdl.co.nz,
or call our customer care
team on **0800 568 888**.

ELECTRICAL SOLUTIONS CHECKLIST

Online
version
available at
pdl.co.nz

MATCH YOUR STYLE

☐ Saturn

List your colour/finish:



☐ Saturn Horizon

List your colour/finish:



☐ Saturn Zen™

List your colour/finish:



☐ Strato 800 Series™

List your colour/finish:



☐ Modena 800 Series™

List your colour/finish:



☐ Metal Plate Series

List your colour/finish:



☐ 600 Series

List your colour/finish:



☐ PDL Iconic™ Range

List your colour/finish:



☐ Pop-up Sockets

List your colour/finish:



MATCH YOUR STYLE

Mix and match by room

Kitchen _____ Office/study _____
Living _____ Hallway/stairs _____
Bathroom _____ Laundry _____
Dining _____ Garage/workshop _____
Bedrooms _____ Other _____

ENERGY EFFICIENCY

☐ Timer switch

Where:



☐ Light dimmer

Where:



☐ Indoor sensor

Where:



☐ Sunset switch

Where:



☐ Energy monitor

Where:



☐ LED Lighting

Where:



ELECTRICAL SOLUTIONS CHECKLIST

ELECTRICAL SAFETY

☐ Surge protection



☐ In & outdoor sensor



☐ Emergency lighting



☐ Outdoor range



☐ Smoke alarm



☐ Waterproof switch



☐ Safety switch



☐ Safety socket



☐ Arc Fault Protection



THE SMART HOME

☐ C-Bus home control

Where:



☐ Electric vehicle charging

Where:



☐ Bluetooth home audio

Where:




☐ USB charging outlets

Where:



☐ Home network

Where:



☐ Stylish connectivity

Where:



ROOM BY ROOM HINTS AND NOTES

Kitchen

- ☐ Motion sensors for pantry
 - ☐ Plate style to match appliances
 - ☐ Four-way socket outlets
 - ☐ Pop-up socket for bench or pantry
-

Bathroom/En-suite

- ☐ Timer on towel rail and fans
 - ☐ Sensors for lighting
 - ☐ Waterproof switches in wet areas
 - ☐ Bluetooth home audio
-

Living room

- ☐ Dimmers to set the scene
 - ☐ AV connections and surge protection to future proof and protect equipment
 - ☐ USB charging for phones, tablets, and more
-

Dining room

- ☐ Bluetooth home audio
 - ☐ Ceiling speakers for background music
 - ☐ Connections for phone, PC, TV, USB charging
 - ☐ Mood lighting
-

Bedroom

- ☐ Light, power, USB, phone connections near the bed
 - ☐ Sensors for walk-in-robos and kids rooms
 - ☐ 2-way switching to control lighting from different locations
-

Office/Study

- ☐ Plan where data, HDMI, USB outlets should go
 - ☐ Surge protected outlets for electronics
 - ☐ Plan for future data, TV, audio
-

Hallway/Stairway

- ☐ Sensors for main lighting
 - ☐ Sensors on a timer night circuit for low level lighting
 - ☐ Back-lit switches to locate in dark
 - ☐ Smoke Alarms interconnected for bigger homes
-

Outside

- ☐ Weatherproof outdoor socket outlets should be considered for each side
 - ☐ Sunset switches and motion sensors for security lighting
 - ☐ LED flood lights for safety and efficiency
-

Laundry

- ☐ Extra power outlets for iron
 - ☐ Waterproof switches in wet areas
 - ☐ RCD sockets for retrofit
 - ☐ Sensors for lighting
-

Garage/Workshop

- ☐ Power sockets for door opener, fridge or freezer
 - ☐ Four-way socket outlets for work area
 - ☐ RCD protected for electric shock
 - ☐ Bluetooth audio ceiling speakers
-

SELECTION GUIDE

	Saturn Horizon	Saturn	Saturn Zen™	Strato	Modena	600 Series	PDL Iconic™	Metal Plate
SWITCHES								
Single switch	<input type="radio"/>	<input type="radio"/>	<input type="radio"/>	<input type="radio"/>	<input type="radio"/>	<input type="radio"/>	<input type="radio"/>	<input type="radio"/>
Double switch	<input type="radio"/>	<input type="radio"/>	<input type="radio"/>	<input type="radio"/>	<input type="radio"/>	<input type="radio"/>	<input type="radio"/>	<input type="radio"/>
Triple switch	<input type="radio"/>	<input type="radio"/>	<input type="radio"/>	<input type="radio"/>	<input type="radio"/>	<input type="radio"/>	<input type="radio"/>	<input type="radio"/>
Four switch	<input type="radio"/>	<input type="radio"/>	<input type="radio"/>	<input type="radio"/>	<input type="radio"/>	<input type="radio"/>	<input type="radio"/>	<input type="radio"/>
Five switch	<input type="radio"/>	<input type="radio"/>	<input type="radio"/>	<input type="radio"/>	<input type="radio"/>	<input type="radio"/>	<input type="radio"/>	<input type="radio"/>
Six switch	<input type="radio"/>	<input type="radio"/>	<input type="radio"/>	<input type="radio"/>	<input type="radio"/>	<input type="radio"/>	<input type="radio"/>	<input type="radio"/>
Two way switches	<input type="radio"/>	<input type="radio"/>	<input type="radio"/>	<input type="radio"/>	<input type="radio"/>	<input type="radio"/>	<input type="radio"/>	<input type="radio"/>
Rotary dimmer	<input type="radio"/>	<input type="radio"/>	<input type="radio"/>	<input type="radio"/>	<input type="radio"/>	<input type="radio"/>	<input type="radio"/>	<input type="radio"/>
Push button dimmer	<input type="radio"/>	<input type="radio"/>	<input type="radio"/>	<input type="radio"/>	<input type="radio"/>	<input type="radio"/>	<input type="radio"/>	<input type="radio"/>
Fan speed controller	<input type="radio"/>	<input type="radio"/>	<input type="radio"/>	<input type="radio"/>	<input type="radio"/>	<input type="radio"/>	<input type="radio"/>	<input type="radio"/>
Architrave single	<input type="radio"/>	<input type="radio"/>	<input type="radio"/>			<input type="radio"/>	<input type="radio"/>	<input type="radio"/>
Architrave double	<input type="radio"/>	<input type="radio"/>	<input type="radio"/>			<input type="radio"/>	<input type="radio"/>	<input type="radio"/>
Oven switch	<input type="radio"/>	<input type="radio"/>	<input type="radio"/>	<input type="radio"/>	<input type="radio"/>	<input type="radio"/>	<input type="radio"/>	<input type="radio"/>
Rocker (toggle) switch				<input type="radio"/>	<input type="radio"/>	<input type="radio"/>	<input type="radio"/>	<input type="radio"/>
Push button switch	<input type="radio"/>	<input type="radio"/>	<input type="radio"/>	<input type="radio"/>	<input type="radio"/>	<input type="radio"/>	<input type="radio"/>	<input type="radio"/>
SOCKETS								
Single vertical				<input type="radio"/>	<input type="radio"/>	<input type="radio"/>	<input type="radio"/>	<input type="radio"/>
Double vertical				<input type="radio"/>	<input type="radio"/>	<input type="radio"/>	<input type="radio"/>	
Single horizontal	<input type="radio"/>	<input type="radio"/>	<input type="radio"/>	<input type="radio"/>	<input type="radio"/>	<input type="radio"/>	<input type="radio"/>	<input type="radio"/>
Double horizontal	<input type="radio"/>	<input type="radio"/>	<input type="radio"/>	<input type="radio"/>	<input type="radio"/>	<input type="radio"/>	<input type="radio"/>	<input type="radio"/>
Double socket with USB	<input type="radio"/> _h	<input type="radio"/> _h	<input type="radio"/> _h			<input type="radio"/>	<input type="radio"/>	
Double socket with extra switch	<input type="radio"/> _h	<input type="radio"/> _h	<input type="radio"/> _h			<input type="radio"/>	<input type="radio"/>	<input type="radio"/>
Single socket with extra switch	<input type="radio"/>	<input type="radio"/>	<input type="radio"/>	<input type="radio"/>	<input type="radio"/>	<input type="radio"/>	<input type="radio"/> _h	<input type="radio"/>
Quad socket horizontal	<input type="radio"/>	<input type="radio"/>	<input type="radio"/>		<input type="radio"/>	<input type="radio"/>	<input type="radio"/>	
Quad socket horizontal with two extra switches	<input type="radio"/>	<input type="radio"/>	<input type="radio"/>		<input type="radio"/>	<input type="radio"/>	<input type="radio"/>	
Quad socket vertical						<input type="radio"/>		
Quad socket square				<input type="radio"/>	<input type="radio"/>			
CONNECTIVITY & CONTROL								
USB shelf horizontal			<input type="radio"/>				<input type="radio"/>	
USB charger (1, 2, or 3 options)	<input type="radio"/>	<input type="radio"/>	<input type="radio"/>	<input type="radio"/>	<input type="radio"/>	<input type="radio"/>	<input type="radio"/>	<input type="radio"/>
TV	<input type="radio"/>	<input type="radio"/>	<input type="radio"/>	<input type="radio"/>	<input type="radio"/>	<input type="radio"/>	<input type="radio"/>	<input type="radio"/>
HDMI	<input type="radio"/>	<input type="radio"/>	<input type="radio"/>	<input type="radio"/>	<input type="radio"/>	<input type="radio"/>	<input type="radio"/>	<input type="radio"/>
Data	<input type="radio"/>	<input type="radio"/>	<input type="radio"/>	<input type="radio"/>	<input type="radio"/>	<input type="radio"/>	<input type="radio"/>	<input type="radio"/>
Audio (speaker)	<input type="radio"/>	<input type="radio"/>	<input type="radio"/>	<input type="radio"/>	<input type="radio"/>	<input type="radio"/>	<input type="radio"/>	<input type="radio"/>
Timer				<input type="radio"/>	<input type="radio"/>	<input type="radio"/>	<input type="radio"/>	
Plate mounted PIR sensor				<input type="radio"/>	<input type="radio"/>	<input type="radio"/>		
Safety Socket (RCD)				<input type="radio"/>	<input type="radio"/>	<input type="radio"/>	<input type="radio"/>	
Surge Protection				<input type="radio"/>	<input type="radio"/>	<input type="radio"/>		
C-Bus compatible	<input type="radio"/>	<input type="radio"/>	<input type="radio"/>		<input type="radio"/>			
C-Bus eDLT (Dynamic Label Technology)	<input type="radio"/>	<input type="radio"/>	<input type="radio"/>					

This is a summary reference guide for common household items. Each range contains other product options and functionality. Where some functionality is not showing as available, there are potentially other products that can provide a similar solution. For example motion sensors, timers, and safety switches. Please talk to our team or an electrician for further information. Where not specified in the description an 'h' means horizontal option only. Products are subject to availability and may vary from what is listed.



Visit us



Check out our fully interactive Vision Studio showrooms, or we can bring the consultation to you in the Auckland and Christchurch regions. Bookings by appointment, simply call 0800 568 888 or book online through our website.

Auckland Vision Studio

38 Business Parade South, (off El Kobar Dr)
Highbrook, East Tamaki.

Christchurch Vision Studio

11 Moncur Place, Addington (off Wrights Road).

Stay Connected

Sign up for our quarterly e-newsletter Envisage, through our website:

pdl.co.nz

Customer support
0800 568 888



Schneider Electric (NZ) Ltd.
38 Business Parade South, East Tamaki,
Manukau 2013
PO Box 259370, Botany, Manukau 2163
www.schneider-electric.com
Tel: +64 9 829 0490
Fax: +64 9 829 0491
Customer Care: 0800 652 999
Email: sales@nz.schneider-electric.com

Schneider Electric products are available through electrical wholesalers New Zealand wide.
© 2016 Schneider Electric. As standards, specifications and designs change from time to time, always ask for confirmation of the information given in this publication.



PDL by Schneider Electric

Life Is On



by Schneider Electric